

This week the focus of learning is fractions

There are introductory videos for children on:

<https://whiterosemaths.com/homelearning/year-2/>

Challenge 1

Look at the fractions below. Which show equal parts? Which show unequal parts?



Challenge 2- you can use real objects, such as coins to represent the teddies.

Can you split the teddies into three equal groups?

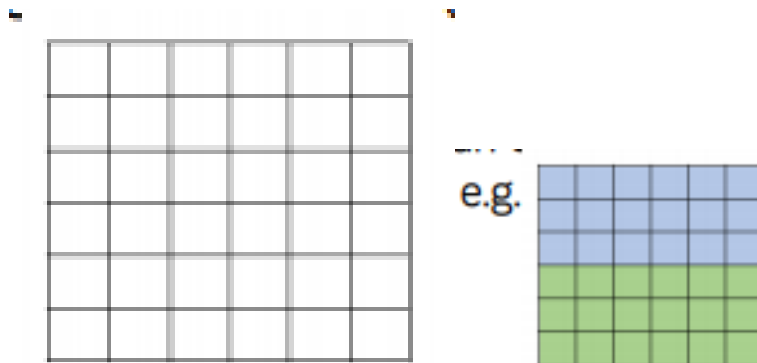
Can you split the teddies into three unequal groups?



How many ways can you split the teddies into equal parts?
Be systematic in your approach.

Challenge 3- you can draw the grid in your jotter books.


Can you show how this shape can be split into 2 equal parts?



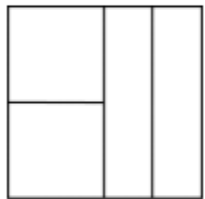
Challenge 4- Reasoning

Three children are splitting a square into equal parts.

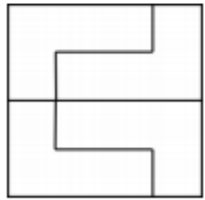
Teddy



Alex



Mo



Who has split the square into equal parts? Explain why.

Challenge 5- Reasoning

You can use real objects to help with this challenge

How many different ways can you put these beanbags into equal groups?

